

# A LEVEL PHOTOGRAPHY





## Course Summary:

Exam Board: AQA


Course Title: A Level Photography- Light and Lens Based Media

Subject/unit lead teachers and their contact:

Mrs P Turner- [polly.turner@plymptonacademy.tsat.uk](mailto:polly.turner@plymptonacademy.tsat.uk)



# What should I get in preparation for September?



It would be a good idea to start to build a selection of photography resources at home. These could include images of inspiration from newspapers/ magazines or screenshots on your phone. Photography props that you would like to use in your shoot.

If you have a camera experiment with using it and familiarise yourself with the settings.

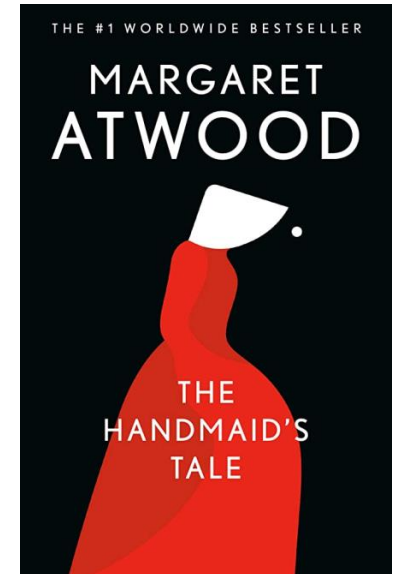
Explore free editing apps and techniques on your phone.  
Create a Pinterest board of inspirational photography to help keep you inspired.

**You will need:**

**1x A4 display book with a minimum of 100 pockets** [Exacompta - Ref 85103E - Soft PP Display Book - Suitable for A4 Documents, Made from Polypropylene, Lightweight, 100 Pockets, 200 Viewing Pages - Green Cover : Amazon.co.uk: Stationery & Office Supplies](#)

**1 x copy of the Handmaid's Tale- Margaret Atwood- (You can borrow a copy over the summer whilst you get your own)**

**It is a good idea to also buy a set of highlighters and some post it notes to use while reading and annotating along with your usual equipment (pen, ruler etc).**



# How will this be assessed in September?

All work will need to be presented on a PowerPoint presentation that you have shared with me. Your slide size will need to be set to A4 size.

You will be expected to share your google slides presentation with me before the first Photography lesson when we return to school in September. You will be given feedback in relation to the assessment objectives.

<https://filestore.aqa.org.uk/resources/art-and-design/specifications/AQA-ART-A-LEVEL-SP-2015.PDF>



<b>A01</b>	Develop ideas through investigations informed by contextual and other sources, demonstrating analytical and cultural understanding.
<b>A02</b>	Refine ideas through experimenting and selecting appropriate resources, media, materials, techniques and processes .
<b>A03</b>	Record ideas, observations and insights relevant to their intentions in visual and/or other forms.
<b>A04</b>	Present a personal, informed and meaningful response demonstrating analytical and critical understanding, realising intentions and, where appropriate, making connections between visual, written, oral or other elements.

# Read it:

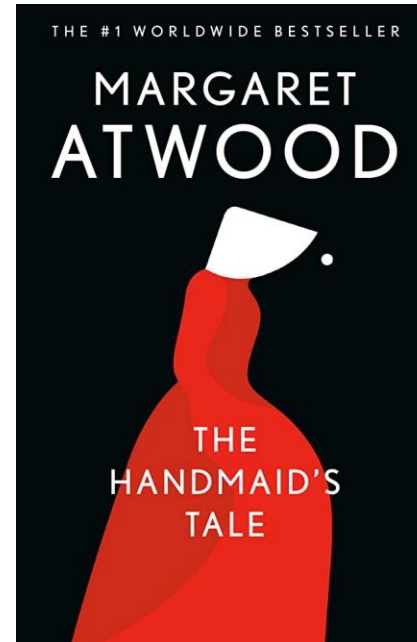
Read 'The Handmaid's Tale'-copies can be borrowed from Photography classroom.

**Trigger warning** Cheating, Death, Family Separation, Forced Pregnancy, Hanging, Oppressive Government, Prostitution, Rape, Sexism

Follow the link and read the specification section for Photography


Find and buy an inspirational Photography magazine. Use the link below for some recommendations, search online or go to a shop like WH Smiths to have a look and pick.

<https://expertphotography.com/best-photography-magazines/>



<https://filestore.aqa.org.uk/resources/art-and-design/specifications/AQA-ART-A-LEVEL-SP-2015.PDF>

# Watch it:



If you want to you can watch 'The Handmaid's Tale' HBO series on a streaming platform. **This is an optional task.** Remember to not let the visual creativity of the series impact your own shoots and representation of the quote/extract from the book.



# Do it:

Read 'The Handmaid's Tale' select 3 quotes or extracts that you can then represent visually through shoots. Use the quote or extract as the starting point for your slides. For each quote or extract you will need to produce:

- Inspirational images
- Shoot plan
- Shoot
- Edits
- Present you best images (Between 1-4) from each shoot with analysis of how you have visually represented the quote or extract.

Complete your work on a PowerPoint presentation (Please make sure you set your slides to A4 size)- on our first lesson back I will give you time to print work to put into your book. The presentation must be emailed/shared with me. [Polly.turner@plymptonacademy.tsat.uk](mailto:Polly.turner@plymptonacademy.tsat.uk)

If you are stuck or not sure what to do, please get in touch and I will do my best to support you.

Happy Photographing!!  
Looking forward to seeing your work

Mrs Turner



# Stretch it: (Optional)



Below is a great list of websites for A Level Photography students to explore. Have a look over the Summer....

[www.plymptonacademyart.tumblr.com](http://www.plymptonacademyart.tumblr.com)

[www.studentartguide.com](http://www.studentartguide.com)

[www.trendland.com](http://www.trendland.com)

[www.dazeddigital.com](http://www.dazeddigital.com)

[www.hungertv.com](http://www.hungertv.com)

[www.art2day.com](http://www.art2day.com) (password - imagine)

[www.thisiscolossal.com](http://www.thisiscolossal.com)

[www.juxtapoz.com](http://www.juxtapoz.com)

[www.itsnicethat.com](http://www.itsnicethat.com)

[www.hifructose.com](http://www.hifructose.com)

[www.thejealouscurator.com](http://www.thejealouscurator.com)