



# Student Guide to Transition 2024

Everything you need to know about joining  
Plympton Academy as a Year 7 student in 2024.

Written by Year 7 students.

# What worried Y7 about Transition



Isaac

*"Initially, I thought navigating my way around the school systems would be almost impossible. However, the teachers kindly showed us around the school on our first day at Plympton Academy. It was actually much easier than I anticipated and after a couple of weeks, I knew exactly where I was going."*



Allete

*"At the beginning of Y7, I thought people would judge me because of my race, but I soon found that people are not judgemental at Plympton Academy, and if something did happen, they acted quickly and made me feel better. It was hard at first, but I soon found it good and love the Science practicals and cool moves in Dance."*



Bradley

*"On my first day, I was really, really scared to come in. I thought the older children would be scary, but once I was in, it was really fun and not scary at all. People were really kind and friendly. Even though the school is twice the size of my Primary school, it is basically the same, you will even have your friends with you, so don't be worried."*



Noah



*"When I first started at Plympton Academy, I felt really anxious, for many reasons. I was worried that I wouldn't know where the classes were and that I wouldn't know anyone. All the teachers, especially my tutor, were really supportive and assisted me with finding my way round. I soon started making friends and now feel very confident coming to school."*




Amara

*"At the beginning of Year 7, I was really worried about joining Plympton Academy. I was anxious about being out at break and lunch with the older children, but all the Year 7's were given their own playground that no-one else could come in, this made me feel much safer. The teachers are extra supportive when you need it. I know, if I need support, people are there for me, especially my pastoral mentor, head of year and my tutor."*

# What uniform will I wear?



We thought it would be helpful to set this booklet out in order of your school day, so we are starting with your uniform!



# The school day and Period 1 Checks


Each day starts with a **line-up** to check uniform and that we have our conduct cards.

We have **five 1-hour lessons** and **two break times**. You can get food in both breaks.

Our last lesson of the day is **tutor time**, for 20 minutes before we head home.

After school, there is a range of clubs to take part in.

The school day starts at 8.40am and finishes at 3.00pm. It is important to be in school **by 8.30am** each day.



To help you with uniform and equipment, Period 1 teachers will check you have the following:

## Equipment:


- Blue / Black pen
- Green pen
- Pencil and ruler
- Calculator
- Conduct card
- Knowledge organiser

## Uniform:

- Blazer on
- Shirt tucked in
- No leggings / jeans
- Black shoes
- Tie

# School Map

One of our biggest worries was getting lost. The school site is probably bigger than your primary school and you have to *move from class to class!*



Logan and Alex suggested we include a map, hopefully this will help.

A more detailed version Will be found on the school website.






# Where will I go to eat?




POD - Queue here

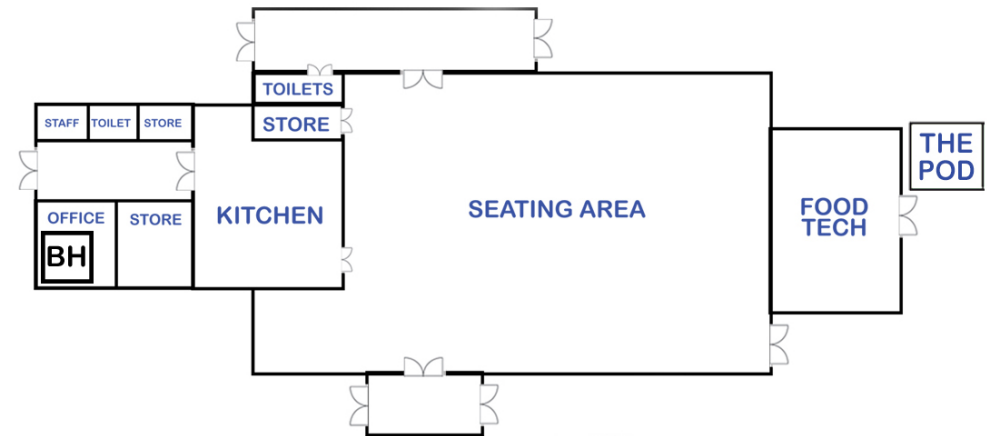
PAD - Entrance



After getting lost, being able to get food and eat was the next big concern we had! Social time is important for you to be able to catch up with your friends and eat your lunch.



You can buy food at the PAD (Plympton Academy Diner) and the POD. You can also eat your own food in the canteen.





Every primary school will have used different reward and sanction systems but the same basic rules still apply at Plympton.

We are rewarded (or sanctioned) for both classroom and community behaviour.

@ Plympton we...

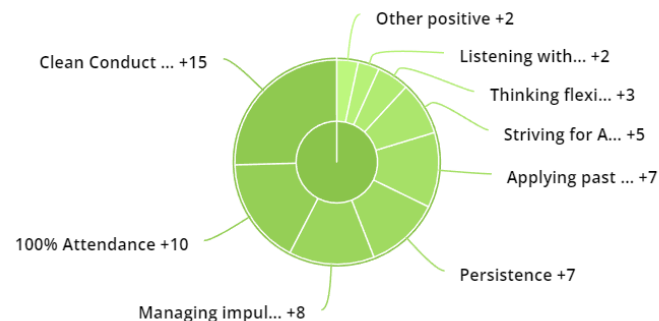


... are proud members of our learning community  
... treat each other with respect  
... think hard, work hard and make good progress



Keep your wheel green and earn Class Charts points to spend on rewards at the Reward Store in school.

Behaviour score breakdown



# What is a tutor, a head of year and a pastoral mentor?

Your tutor is your point of contact for any communication between you, other teachers and home.

They are the person you speak to if...

- you are worried about something
- have forgotten something
- you need to take time out of school for appointments
- you want to share news

You are likely to have the same tutor throughout your journey from Year 7 to Year 11.

Your tutor is supported by the Head of Year and the Pastoral Mentor.

They have lots of jobs but their most important one is looking after you and making sure you are making good progress at school.

That sometimes means they have to be firm, but they always aim to be fair!

On Induction Day we were placed in a tutor group.

There are 7 tutor groups in each year. You will spend 20 minutes at the end of every day with your tutor group.

