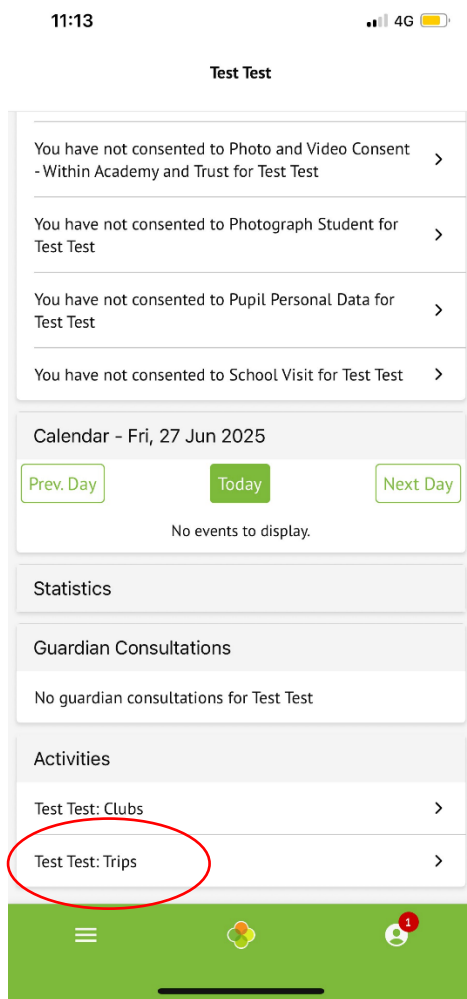


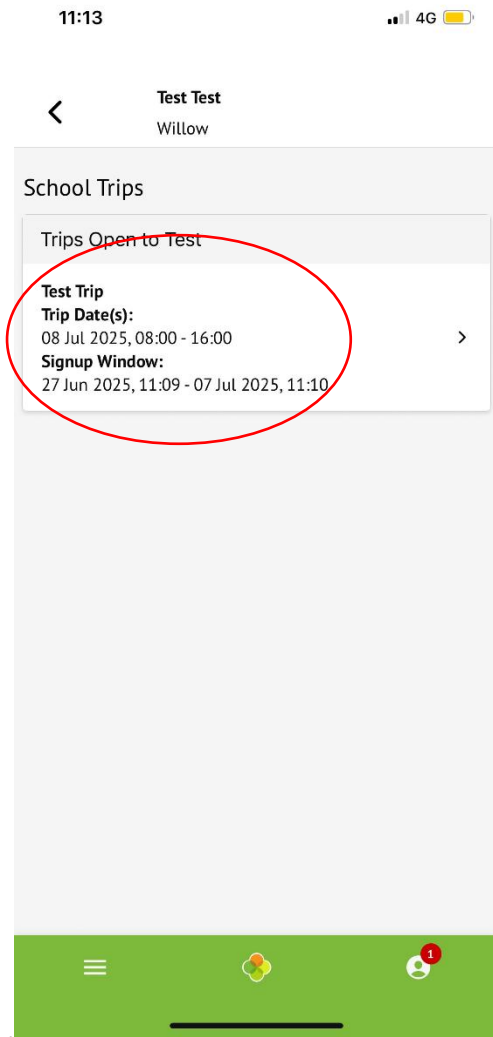
## How to give consent and pay for your child's place for a trip on Arbor:



Step 1: Open up the Arbor App and scroll to the bottom.

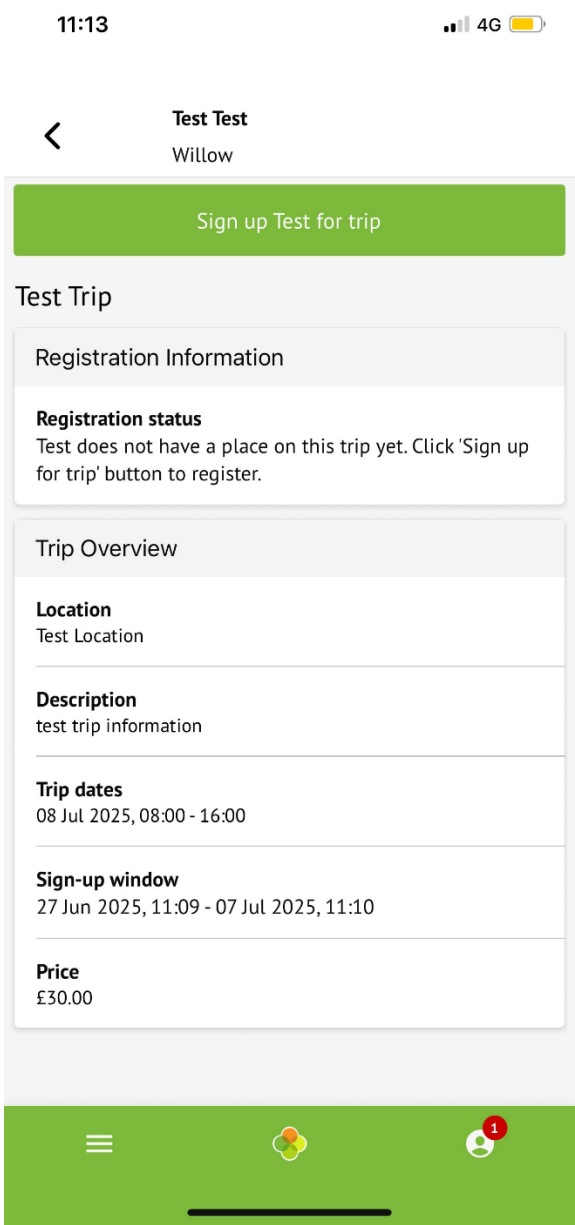
Under 'Activities' select Trips

**How to give consent and pay for your child's place for a trip on Arbor:**



Step 2: Any Trips that you child is eligible to go onto will be displayed under the 'Trips Open to \*child name\*'. Select the Trip that you would like your child to go on.

How to give consent and pay for your child’s place for a trip on Arbor:



Step 3: Click 'Sign up \*child name\* for trip.

**How to give consent and pay for your child's place for a trip on Arbor:**

11:13 4G

Register Test for Trip

**Trip Price**

**Trip price**  
£30.00

**Voluntary contribution**  
Not allowed

**Previous Payments for This Trip**

**Already paid**  
£0.00

**Make a Payment**

Payment amount  
£30.00

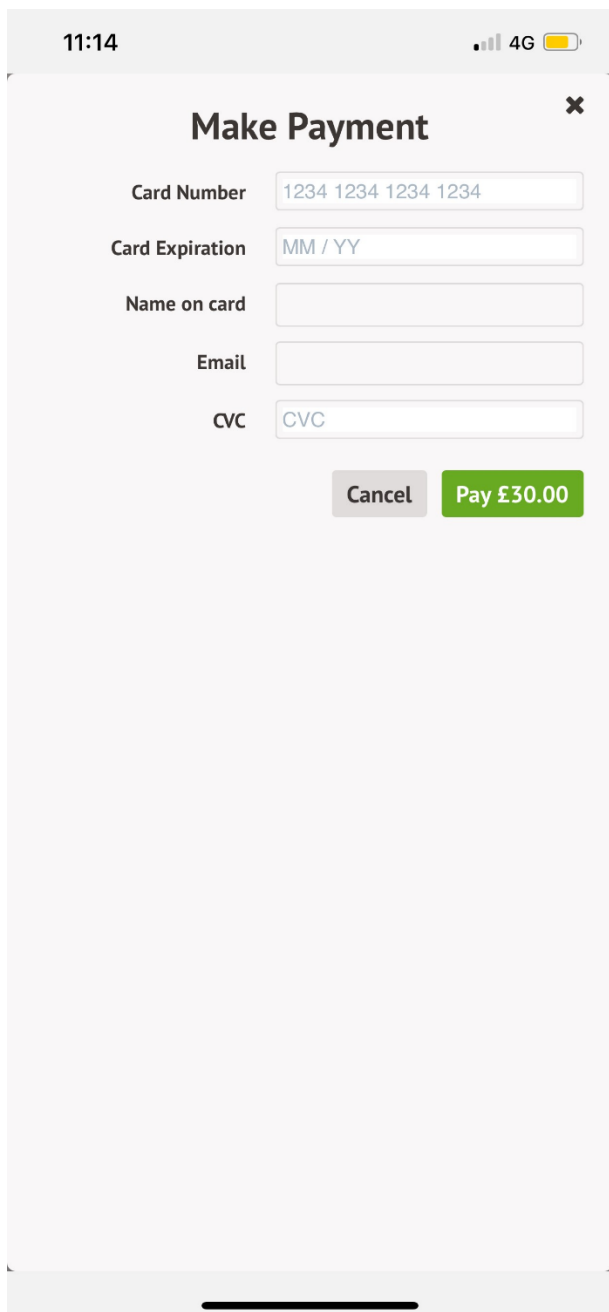
[Add To Basket](#)

[Make Payment](#)

[Go To Basket](#)

Step 4: The total price for the trip will be displayed. If we have set the option for instalments to be paid then you can change the price at the bottom to the price you would like to pay otherwise you will be required to pay the full price for the trip. Click Make Payment.

**How to give consent and pay for your child's place for a trip on Arbor:**



11:14 4G

## Make Payment

Card Number 1234 1234 1234 1234

Card Expiration MM / YY

Name on card

Email

CVC CVC

Cancel Pay £30.00

Step 5: Card payment will be populated, enter your card details and click Pay. Once done your child's place is confirmed for the trip alongside your consent.

**Please note that your consent is only valid once you have made a payment.**